



Power Industry

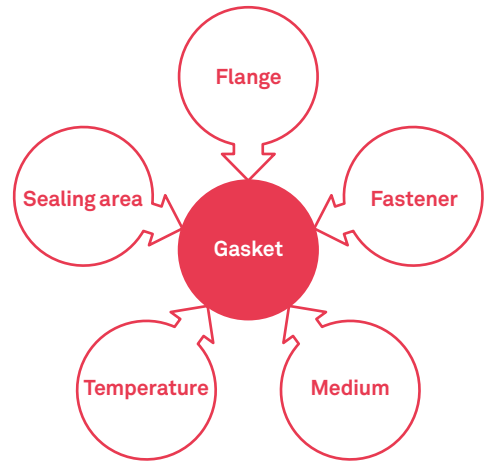
Technical bulletin

# Gasket design guidelines

AMORIM  
CORK  
COMPOSITES

# Gasket design guidelines

A Gasket material suitability is defined by a variety of application factors shown in the adjacent diagram. The common perception that temperature and chemical resistance must be assured are only part of the equation. Amorim Cork Composites systems approach ensures joint integrity by considering the multiple variables that are involved.



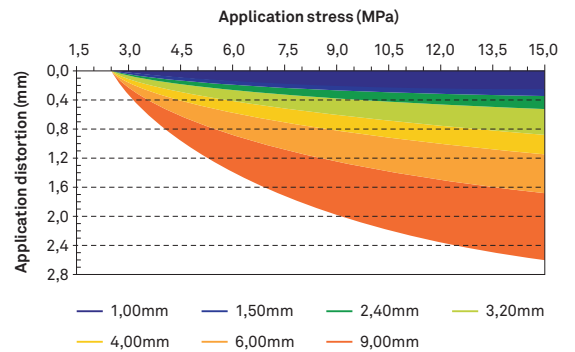
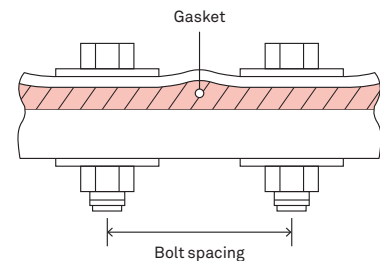
## Flange & Sealing Area

### Proper Flange & Gasket Design

Gasket compression design by application of spaced fasteners is also a function of plate thickness, acceptable gasket pressures, gasket performance under compression, and flange dimensions.

Maximum gasket deflection occurs at the location where the fastener applies force.

The amount of bowing or deflection of the cover flange depends on several factors. This effect may be minimized by proper design of the fastener spacing, cover / flange plate thickness and stiffness, and proper selection of gasket materials. **Use our application distortion graphs to define the best material thickness for your application.**



## Temperature and Medium

### Adequate Material Selection

Our products are made to proprietary formulas and are only manufactured by Amorim. There are literally infinite possible formulations within each type of polymer and cork, inclusively the blend of polymer types.

A wide range of variations on physical properties like tensile strength, compressibility, and hardness can be found amongst our products made of the same basic elastomer, and these are all factors that usually greatly affect the functionality in the application.

Other factors like chemical resistance and temperature range also vary, but normally to a lesser degree.

**View our detailed Material Data Sheets for temperature and chemical resistance, or contact us for further information.**

## Fasteners

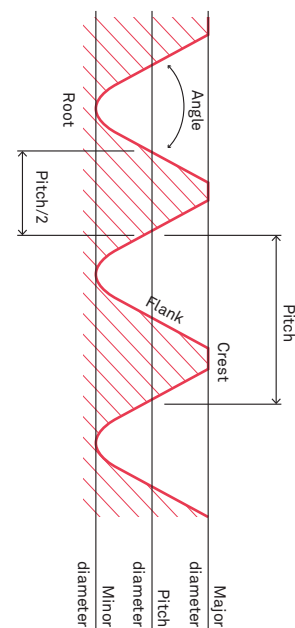
### Thread standards

ISO metric screw thread is the preferred series and has displaced many older systems. Other common systems include the British Standard Whitworth, BA system (British Association), and the SAE Unified Thread Standard.

ISO metric screw threads are designated by the letter M followed by the major diameter of the thread in millimeters, e.g. M8 x 1,25.

For sizes 1/4" diameter and larger, The SAE Unified Thread Standard sizes are designated as 1/4"-20, 1/4"-28, etc. the first number giving the diameter in inches and the second number being threads per inch. Most thread sizes are available in UNC or UC (Unified Coarse or Unified Fine Thread).

**View extensive thread details in the Joint QTOOL.**



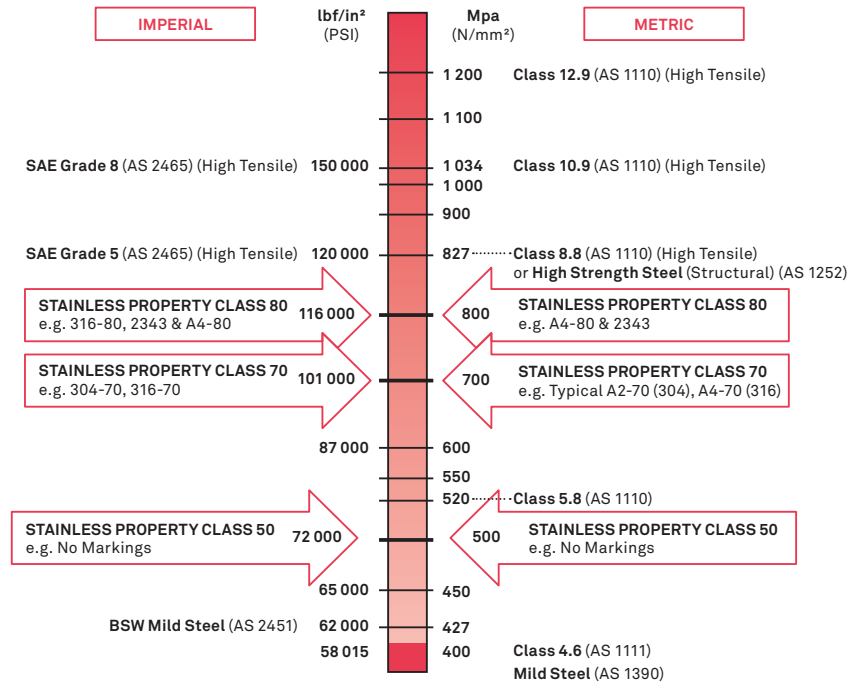
# Fasteners

## Mechanical classifications

The numbers or shapes stamped on the head of the bolt are referred to as the grade of the bolt and defines the strength of a bolt.

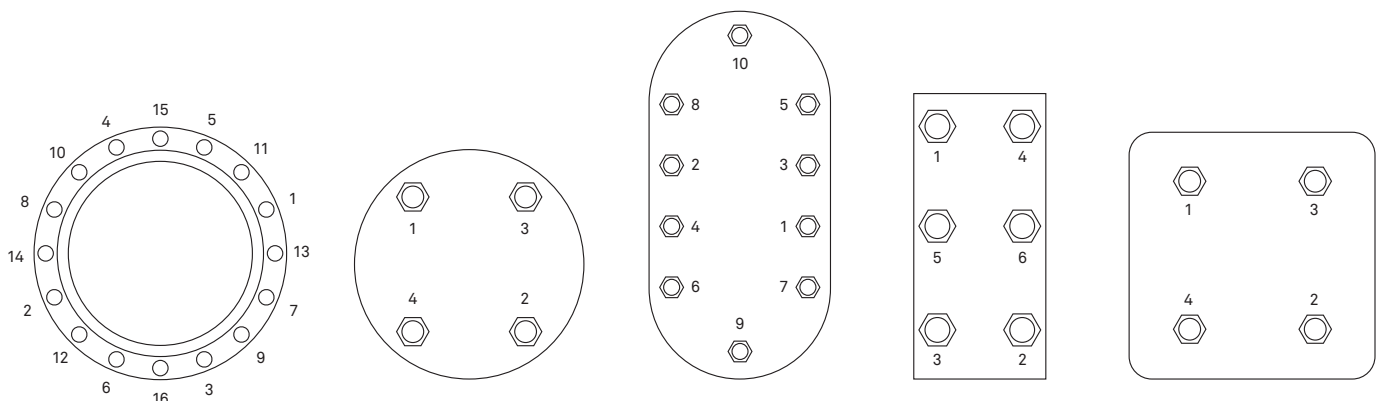
The international standard for metric screws is defined by ISO 898. SAE J1199 and ASTM F568M. In case of imperial sizes the grade is dictated by the number of radial shapes. ASTM and ISO bolts use integer values to indicate grades.

**View extensive fastener grade properties in the Joint QTOOL.**



## Assembly Procedure

- Inspect fasteners, nuts and washers and clean flange surface. Replace any component if necessary.
- Do not use lubricated fasteners unless previously specified by torque evaluation. **Evaluate torque using our Joint QTOOL software.**
- Use washers under fasteners and nuts where possible
- Install new gasket, never reuse old gaskets or use multiple gaskets.
- Install fasteners in cross pattern sequence (see below) and hand tighten.
- Optimal uniform fastener tightening is obtained 3 steps until the final torque is achieved, following the cross pattern sequence for every step.



## **AMORIM CORK COMPOSITES**

R. Comendador Américo Ferreira Amorim, 260

4535-186, Mozelos VFR

Portugal

T. +351 22 747 5300

F. +351 22 747 5301

E. [info.acc@amorim.com](mailto:info.acc@amorim.com)

[www.amorimcorkcomposites.com](http://www.amorimcorkcomposites.com)

The data provided in this technical bulletin refers to typical figures. This information is not intended to be used as a purchasing specification and does not imply suitability for use in any specific application. Failure to select the proper product may result in either product damage or personal injury. Please contact Amorim Cork Composites regarding recommendations for specific applications. Amorim Cork Composites expressly disclaims all warranties, including any implied warranties of merchantability or of fitness for any particular purpose. Amorim Cork Composites shall not be liable for any indirect, special, incidental, consequential or punitive damages as a result of using the information listed in this brochure, any of its material specification sheets, its products or any future use or re-use of them by any person or entity. **For contractual purposes, please request our Product Specifications Sheet (PDA).**