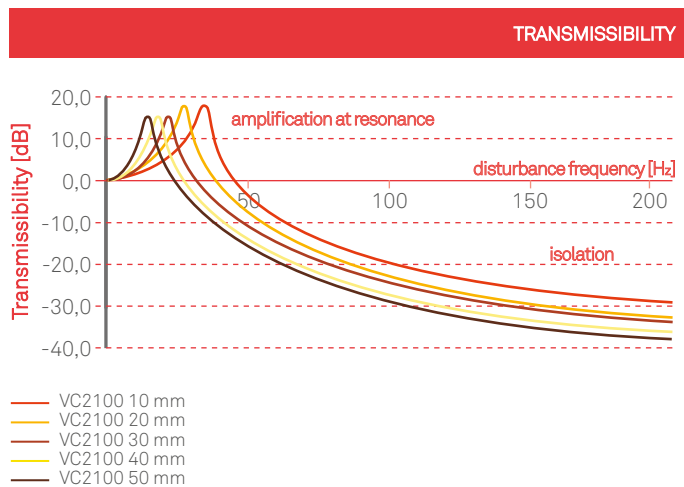


## VC2100

### Material Data Sheet

## Material Description & Properties



#### Transmissibility Analysis, for a 150 x 150 pad

Read the Transmissibility by projecting a vertical line from the disturbance frequency to intercept the curve.

### FEATURES

- Reduce vibration, absorb shock and structure borne noise
- Good resistance to oils (compatible with mineral, silicone and natural ester insulation oils)
- Available in thicknesses up to 50 mm
- One layer material avoiding de-lamination issues
- Easy to fabricate into pads
- Retains original length and width under compression due to cork's Poisson's ratio

**VC2100** Vibration Control material is a compound engineered with Cork and Synthetic rubber.

This product is recommended for vibration control applications immersed in oil, such as internal vibration control pads in extreme industrial environments where the presence of oils or other chemicals are present.

- **MAXIMUM LOAD** \_\_\_\_\_ 2.0 MPa (290psi)
- **WORK LOAD RANGE** \_\_\_\_\_ 0.5 to 1.5 MPa (72 to 217 psi)
- **TEMPERATURE RANGE** \_\_\_\_\_ -40° C to 125° C (-40° F to 257° F)

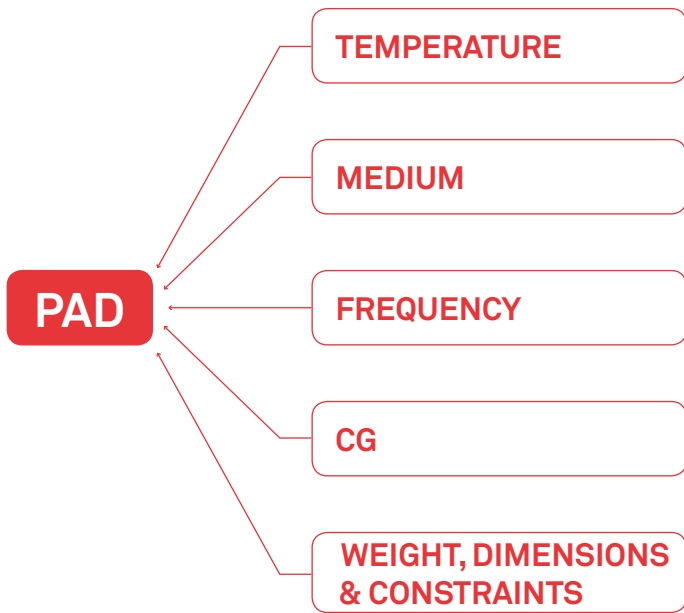
Specially designed to isolate the transformer core and clampings as well as walls, minimizing structure borne noise:

- Oil type Transformers and Reactors
- HVAC equipment
- Industrial Machinery

DENSITY (kg/m <sup>3</sup> ) <sup>1</sup>	850
HARDNESS (SHORE A) <sup>2</sup>	65
TENSILE STRENGTH (MPa) <sup>3</sup>	2.0
CREEP RATE (%) <sup>4</sup>	<2.0
(1) ASTM D297 (2) ASTM D2240 (3) ASTM D412, DieC (4) ISO 8013	

### VC2100 IS FREE OF

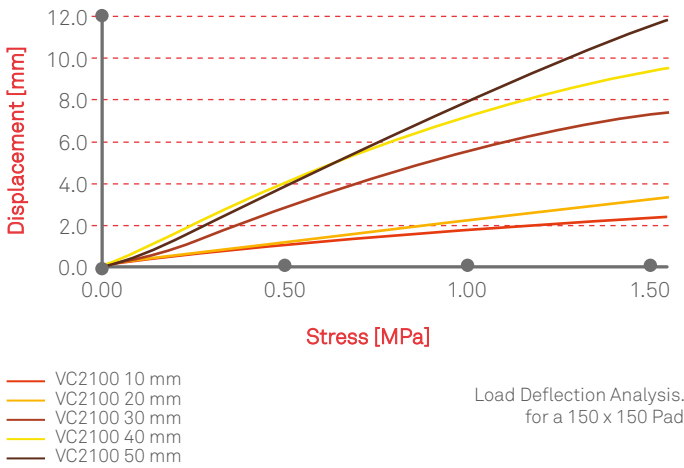
- Polycyclic Aromatic Hydrocarbons (PAH)
- Heavy Metals (Pb, Cd, Hg and Cr (VI))
- Asbestos



## PAD DESIGN GUIDELINES

In order to have the best design approach, there are key factors to consider:

- Equipment (type and size), dimensional constraints and total weight
- Centre of gravity (CG) to calculate the weight distribution between the mounting points
- Disturbance/ Excitation frequency and required isolation efficiency
- Operating temperature
- Environmental conditions (Medium)

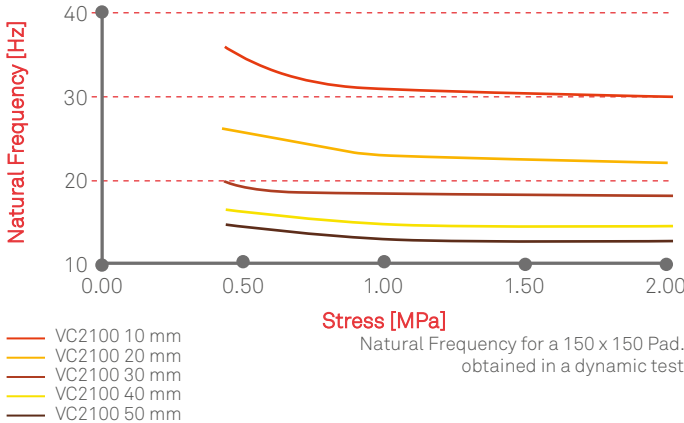


## PAD STRESS

Calculate Pad Stress in MPa (or N/mm<sup>2</sup>):

$$\text{Stress in MPa} = \frac{\text{Weight of machine in kg} \times 9.8}{\text{Total Pad area in mm}^2}$$

- Project vertical line from calculated stress to intercept the curve of desired thickness
- Read deflection (mm) of vertical axis of graph
- Total Pad area = number of Pads x Pad area



## PAD NATURAL FREQUENCY

Natural frequency of Pad:

- Calculate stress on Pad in N/mm<sup>2</sup> (see above)
- Read from horizontal axis across to desired Pad thickness
- Read natural frequency (fn) on vertical axis