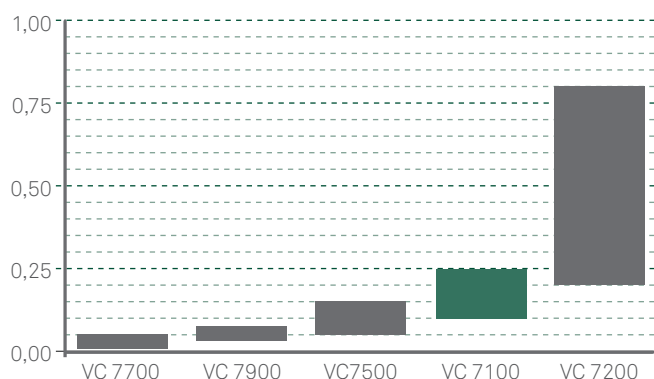


VC7100

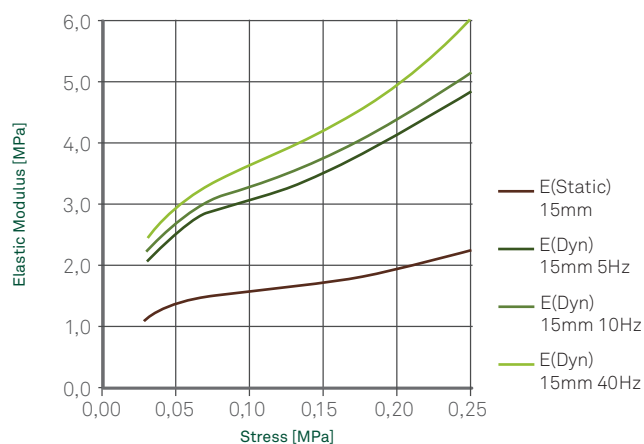
Material Data Sheet

RECYCLED RUBBER

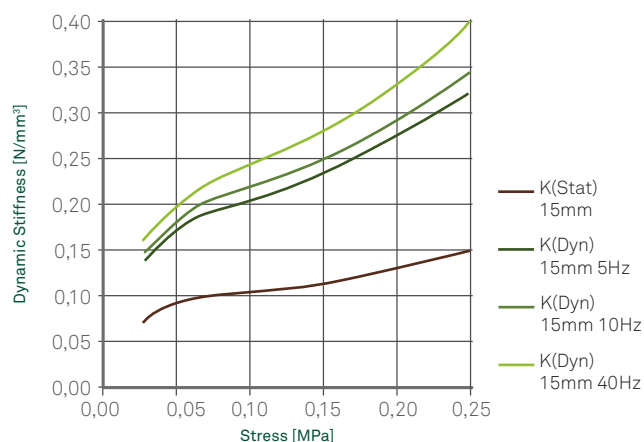
WORK LOAD RANGE [MPa]



ELASTIC MODULUS [MPa]



DYNAMIC STIFFNESS [N/mm³]



VC 7100 is an engineered polyurethane-bound recycled rubber-granulate material.

This product is suitable for vibration control in construction applications, used as a mat or strip for medium loads, to reduce vibration, absorb shock and structural borne noise.

LOAD RANGE

- **PERMANENT STATIC** 0,10-0,25 MPa (1,5 - 36,3 psi)

E-MODULE

- **STATIC**⁽¹⁾ 1,50-2,10 MPa (218 - 305 psi)
- **DYNAMIC**⁽²⁾ 2,00-6,00 MPa (377 - 870 psi)

(1) DIN 53513 (ADAPTED) - TANGENTIAL MODULUS
 (2) DIN 53513 (ADAPTED) - DEPENDING ON LOAD AND FREQUENCY

Compression Set (%) ⁽¹⁾	4,1
Tensile Strength (MPa) ⁽²⁾	> 0,35 (51 psi)
Elongation at break (%) ⁽²⁾	> 75
Tear- Resistance (N/mm) ⁽³⁾	> 6,5
Flammability ⁽⁴⁾	*B2
Density (Kg/m ³) ⁽⁵⁾	710 (44 lb/ft ³)

(1) DIN 53572 - MEASURED 30MIN AFTER DECOMPRESSION WITH 50% DEFORMATION / 23°C AFTER 72H
 (2) DIN 53571
 (3) DIN 53515
 (4) DIN 4102
 (5) DIN D297
 * B2 = NORMAL FLAMMABLE

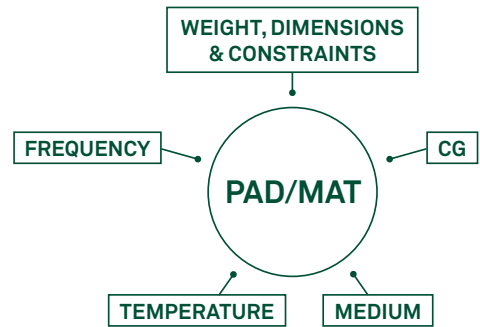
FEATURES

- Revalorised product
- Supplied in rolls, sheets or strips
- Available in a width of 1000 or 1250mm and up to a length of 10m

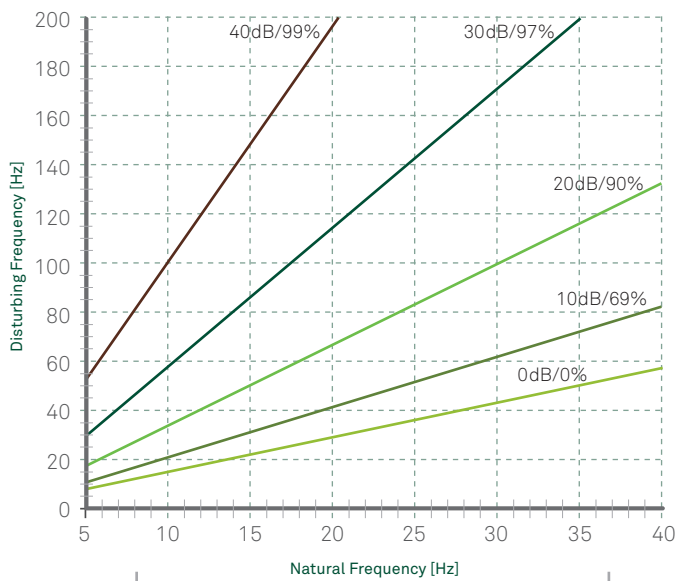
Selection Guideline

Material selection can be made using the Static/Dynamic E-Module in the respective load range or using the Vibration Isolation Level Abacus below:

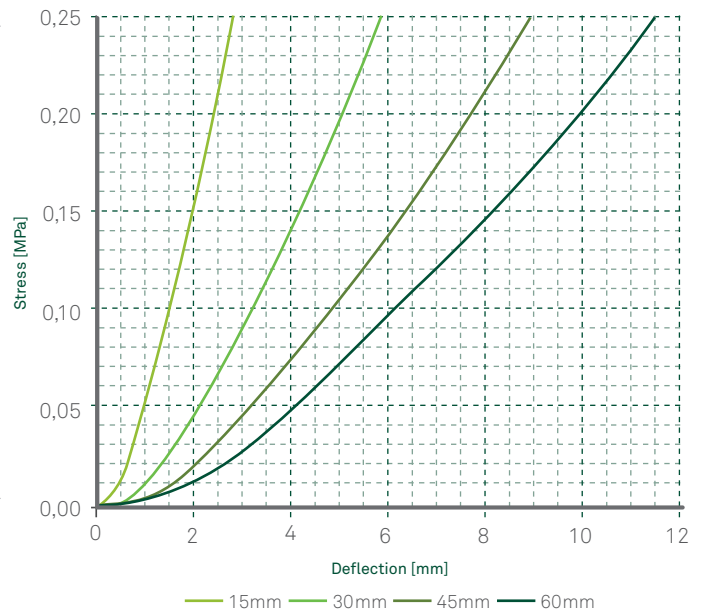
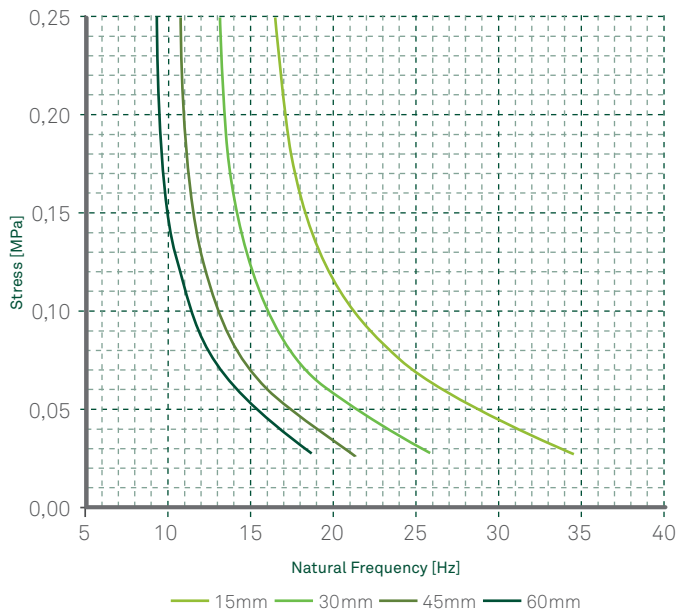
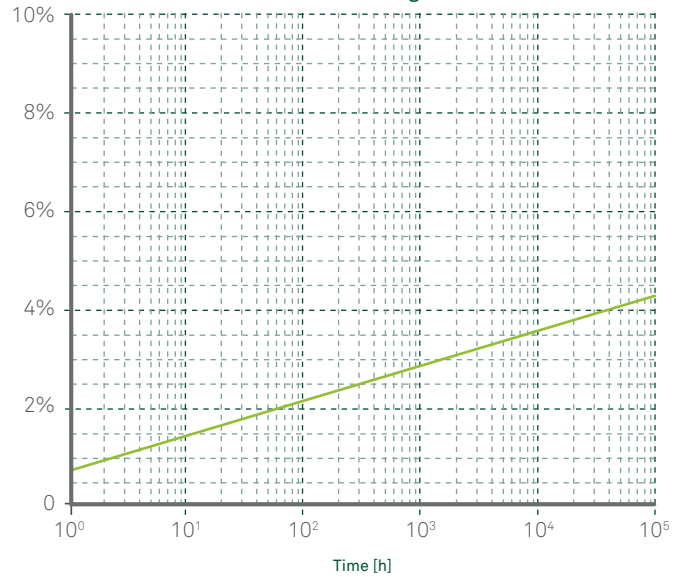
- Based on the machine/system disturbing frequency select the desired isolation level based on the material thickness and respective natural frequency for the specific load/ stress.
- Determine the material compression from the deflection curve at the specific load/ stress.
- Creep effect can be added to the above deflection via the Creep deflection graph calculating the additional deflection and adding.



Vibration Isolation



Creep Deflection @ 0.125 MPa [% of start height]



Note: 30mm, 45mm and 60mm thickness achieved through stacking 15mm (flat) thickness layers.
 Note: Samples tested - 300x300 [mm]



The data provided in this Material Data Sheet represents typical values. This information is not intended to be used as a purchasing specification and does not imply suitability for use in a specific application. Failure to select the proper product may result in either equipments damage or personal injury. Please contact Amorim Cork Composites regarding specific application recommendations. Amorim Cork Composites expressly disclaims all warranties, including any implied warranties or merchantability or of fitness for a particular purpose. Amorim Cork Composites is not liable for any indirect special, incidental, consequential, or punitive damages as a result of using the information listed in this MDS. Any of its material specification sheets, its products or any future use or re-use of them by any person or entity. For contractual purposes, please request our Product Specifications Sheet (PDA).

www.amorimcorkcomposites.com